

PYP Unit and Central Idea: **Patterns and Cycles Occur Throughout the Natural World**

Prioritized Standards Addressed This Week:

On Level Math
Unit 1 Place Value

Advanced Math
Unit 4 Operations with Fractions

Accelerated Math
MGSE 5. OA.1 and 5.NBT.1, 2, 5, 6 Unit 1 Order of Operations and Whole Numbers

Reading/ ELA - RF3,4 RL2,3 SL1 W3 Supporting Standards: RL4;L1,4,5; SL2

Science/ Social Studies P1b,c Light reflecting and refracting; P2a Sound vibration speed and strength

***An asterisk or highlight indicates items that will be graded**

Login/ Morning Meeting 8:15- 8:30 am	MONDAY	TUESDAY	WEDNESDAY	THURSDAY	FRIDAY
	-Greeting -Review Expectations -Heards Ferry Live - <u>Student Success Skills:</u> Lesson	-Greeting -Review Expectations -Heards Ferry Live - <u>Student Success Skills:</u> Lesson	-Greeting -Review Expectations -Heards Ferry Live - <u>Student Success Skills:</u> Lesson	-Greeting -Review Expectations -Heards Ferry Live - <u>Student Success Skills:</u> Lesson	-Greeting -Review Expectations -Heards Ferry Live - <u>Student Success Skills:</u> Lesson

<p>Math Time: 8:30-9:15 On MyMath Book Volume 1</p> <p>Advanced MyMath Book Volume 2</p>	<p><u>Lesson</u></p> <p>Finish reviewing Unit 1 Review Guide for Unit 1 Test tomorrow</p> <p>Unit 1 Test Tuesday 10/6</p>	<p><u>Independent</u></p> <p>Review/make corrections to Unit 1 Review Guide</p> <p><u>Weekly Spiral Optional</u></p>	<p><u>Lesson</u></p> <p>Take Unit 1 Assessment in Illuminate</p> <p>Unit 1 Test Today</p>	<p><u>Independent</u></p> <p>Take Unit 1 Assessment in Illuminate</p> <p><u>Weekly Spiral Optional</u></p>	<p><u>Lesson</u></p> <p>Asynchronous Day-Finish Unit 1 Assessment if needed</p> <p>Take Unit 2 Pre-Assessment in Illuminate</p>	<p><u>Independent</u></p> <p>Asynchronous Day-Finish Unit 1 Assessment if needed</p> <p>Take Unit 2 Pre-Assessment in Illuminate</p> <p><u>Weekly Spiral Optional</u></p>	<p><u>Lesson</u></p> <p>Go over graphing assessment results on Unit 2 data sheet</p>	<p><u>Independent</u></p> <p>Graph pre-assessment results on Unit 2 data sheet</p> <p>Finish Pre-Assessment if needed</p> <p>IReady Math</p> <p><u>Weekly Spiral Optional</u></p>	<p><u>Lesson</u></p> <p>Introduce Multiplication Comparison using are bar diagram with Workbook pages 147-148</p> <p>Vocabulary: factor Product</p> <p><u>Weekly Spiral Optional</u></p>	<p><u>Independent</u></p> <p>Complete Workbook pages 149-150 Multiplication as Comparison</p> <p><u>Weekly Spiral Optional</u></p>
	<p><u>Lesson</u></p> <p>Finish reviewing Unit 4 Review Guide for Unit 4 Test tomorrow</p>	<p><u>Independent</u></p> <p>Review/make corrections to Unit 4 Review Guide</p>	<p><u>Lesson</u></p> <p>Take Unit 4 Assessment in Illuminate</p> <p>Unit 4 Test Today</p>	<p><u>Independent</u></p> <p>Take Unit 4 Assessment in Illuminate</p>	<p><u>Lesson</u></p> <p>Asynchronous Day-Finish Unit 4 Assessment if needed</p> <p>Take Unit 5 Pre-</p>	<p><u>Independent</u></p> <p>Asynchronous Day-Finish Unit 4 Assessment if needed</p> <p>Take Unit 5 Pre-Assessment in Illuminate</p>	<p><u>Lesson</u></p> <p>Go over graphing assessment results on Unit 5 data sheet</p>	<p><u>Independent</u></p> <p>Graph pre-assessment results on Unit 5 data sheet</p> <p>Finish Pre-Assessment if needed</p>	<p><u>Lesson</u></p> <p>Introduce Decimal Notation using fractions with denominat</p>	<p><u>Independent</u></p> <p>Complete workbook pages 633-634</p>

**Writing/
ELA
9:30-
10:00**

Unit 1 Session 12: Making a Space for Writing

TP: Teach students that writers create their own intimate workspaces inside their writing notebooks and their homes.

Teach: Prepositions
Nearpod



Narrative Writing Review

Focus: Review Ingredients for a Narrative Paper

REVIEW: Use PPT to have students revisit the components of a well written narrative account.

Guided Practice:

Students will review an **exemplar Narrative to identify the components** **The we have practiced**

Writescore Wednesdays
(Craft)

KAHOOT
PREPOSITIONS



TAG DAY
(PLC Work)

Strategy Groups

- Prepositions
- Strong Endings
- Sentence structure

Strategy Groups/ Grammar

Focus: Prepositions
Brainpop

FUN IN WRITING FRIDAYS

WRITING ASSESSMENT TODAY!!

On – Demand Narrative Writing Prompt (ASSESSMENT)

- Students will respond using the instructional components that have been covered to demonstrate understanding of writing in this genre.

Student Practice:

(Prepositions)
Flocabulary



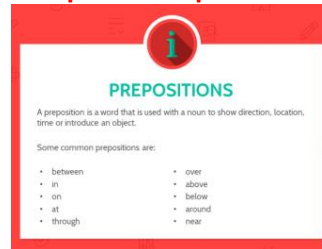
Student Practice:

Independent:
(Prepositions)
Flocabulary




Student Independent Practice

Complete Nearpod



Student Independent Practice

Brainpop: Prepositional Phrases



Student Independent Practice

Turn in Assessment on TEAMS.

**BREAK
10:00-
10:15**

BREAK




BREAK

BREAK

BREAK

BREAK

<p>Reading /Phonics</p> <p>10:15-11:00</p>	<p><u>Mini-Lesson:</u></p> <p>What does it mean to work hard? Why should we work hard?</p> <p>Focused Read Aloud: Sam and Dave Dig a Hole https://www.youtube.com/watch?v=gkyWGPCvxA</p> <p>Discuss the theme of Hard-Work as a class to create an anchor chart with a list of ways to work hard.</p> <p>Fall Literacy Interim</p>	<p><u>Mini-Lesson:</u></p> <p>What does procrastinator mean?</p> <p>Focused Read Aloud: The Pro-Crastinator https://www.youtube.com/watch?v=Uqn4ytllPUQ</p> <p>Discuss the theme of Hard-Work. Read and Sort examples of working hard and not working hard together.</p> <p>Fall Literacy Interim</p>	<p><u>Asynchronous Learning</u></p>	<p><u>Mini-Lesson:</u></p> <p>What are ways I can work hard? Why should I work hard?</p> <p>Focused Read Aloud: Sixteen Years in Sixteen Seconds https://www.youtube.com/watch?v=qblwivalgWw</p> <p>Discuss the theme of Hard-Work. Look at the scenario cards together and decide if they are examples of hard work or not.</p> <p>Fall Literacy Interim</p>	<p><u>Mini-Lesson:</u></p> <p>Why is it important to work hard? How can I organize and prioritize what needs to get done?</p> <p>Focused Read Aloud: I'll Never Get All of That Done https://www.youtube.com/watch?v=1woqTbv7k9s</p> <p>Discuss the theme of Hard-Work. Discuss the 3P's and look at ways to apply it to getting our work done.</p> <p>Fall Literacy Interim</p> <p>Weekly Reading Log Turn in on TEAMS due 10/9</p>
	<p><u>Independent Practice</u></p> <p>Students who are face to face will complete the Fall Literacy Interim on Illuminate.</p> <p>Students who are virtual will read independently and record it on their reading log. They will also work on I-Ready Reading.</p>	<p><u>Independent Practice</u></p> <p>Students who are face to face will complete the Fall Literacy Interim on Illuminate.</p> <p>Students who are virtual will read independently and record it on their reading log. They will also work on I-Ready Reading.</p>	<p><u>Independent Practice</u></p> <p>Students will login to ReadWorks to complete the story and questions for <u>What's for Breakfast</u>.</p> <p>Students will read independently and record it on their reading log.</p> <p>Students will also work on I-Ready Reading.</p>	<p><u>Independent Practice</u></p> <p>Students who are face to face will complete the Fall Literacy Interim on Illuminate.</p> <p>Students who are virtual will read independently and record it on their reading log. They will also work on I-Ready Reading.</p>	<p><u>Independent Practice</u></p> <p>Students who are face to face will complete the Fall Literacy Interim on Illuminate.</p> <p>Students who are virtual will read independently and record it on their reading log. They will also work on I-Ready Reading.</p>
<p>LUNCH/ Recess</p> <p>11:10-12:15</p>					
<p>SS/Sci</p> <p>12:15-12:45</p>	<p><u>Focused Lesson</u></p> <p>Weather assessment in Illuminate</p>	<p><u>Focused Lesson</u></p> <p>Light</p> <p>Light NearPod</p> <p>https://share.nearpod.com/e/0Vpr7zSMeab</p>	<p><u>Focused Lesson</u></p> <p>Light-Asynchronous day</p>	<p><u>Focused Lesson</u></p> <p>Light</p> <p>Go to Safari Montage and watch Bill Nye Light and Color https://safari.fultonscho</p>	<p><u>Focused Lesson</u></p> <p>Light</p> <p>Continue Light NearPod https://share.nearpod.com/e/0Vpr7zSMeab</p>

<p>Inquiry Questions-</p> <ul style="list-style-type: none"> -What are some examples of cycles? -How could a cycle affect our community? -How do patterns help us make predictions? -How do patterns differ throughout the natural world? -How do patterns interact with populations and communities 		<p>Students will take notes on vocab and key info in science journals from slides or</p>  <p>Complete and discuss WB pages 185-186 questions 1-4; 188 questions 7-9; 193 questions 13-14</p>	 <p>Experiment choice! (try to complete 2)</p> <p>~Inquiry Activity page 187 questions 5-6 AND/OR ~Inquiry Activity p. 189 questions 10-11 AND/OR ~Inquiry Activity p.191-192 (do not glue on foldable; draw and explain reflection and refraction observation) AND/OR ~Inquiry Activity p.194-195 questions 1-4</p>	<p>ols.org/SAFARI/montage/play.php?keyindex=355427&location=local&filetypeid=81&xc=1</p> <p>Write 3 facts you learned about light in your science journal</p>	<p>Students will take notes on vocab and key info in science journals from slides or</p>  <p>Complete and discuss WB pages 185-186 questions 1-4; 188 questions 7-9; 193 questions 13-14 Graded assignment Reflected Light passage and questions</p>
	<p><u>Student Independent Practice</u></p> <p>optional weather choice board extension activities</p> <p>Optional Add a wonder, answer a wonder, research landmarks and cities of IB country</p>	<p><u>Student Independent Practice</u></p> <p>Optional Add a wonder, answer a wonder to the wonder board Research landmarks and cities of IB country</p> <p>https://kids.nationalgeographic.com/videos/are-we-there-yet/ Also use MackinVia and Safari Montage resources</p>	<p><u>Student Independent Practice</u></p> <p>Optional Add a wonder, answer a wonder to the wonder board Research landmarks and cities of IB country</p> <p>https://kids.nationalgeographic.com/videos/are-we-there-yet/ Also use MackinVia and Safari Montage resources</p>	<p><u>Student Independent Practice</u></p> <p>Optional Add a wonder, answer a wonder to the wonder board Research landmarks and cities of IB country</p> <p>https://kids.nationalgeographic.com/videos/are-we-there-yet/ Also use MackinVia and Safari Montage resources</p>	<p><u>Student Independent Practice</u></p> <p>Optional Add a wonder, answer a wonder to the wonder board Research landmarks and cities of IB country</p> <p>https://kids.nationalgeographic.com/videos/are-we-there-yet/ Also use MackinVia and Safari Montage resources</p>

BREAK 12:30- 12:45	BREAK	BREAK	BREAK	BREAK	BREAK
Specials 12:45- 1:15	Stockard-Spanish Collins- Art/Rizzo Rutledge-Art- Strom Hunt- P.E.- Coach K	Stockard-PE/Coach K Collins- PE/Coach K Rutledge- Music/LeSaicherre Hunt- Art/Strom	Stockard-PE/Braddock Collins- PE/Coach K Rutledge-Spanish Hunt- Music/LeSaicherre	Stockard- Music/LeSaicherre Collins- Spanish Rutledge-PE/Coach K Hunt- P.E.- Braddock	Stockard-Art/Strom Collins- Music/LeSaicherre Rutledge-PE/Coach K Hunt- Spanish
BREAK 1:15-1:30	BREAK	BREAK	BREAK	BREAK	BREAK
Independent Work 1:30-2:15	Complete any unfinished work. IReady Reading and Math (45 minutes in each weekly). Read and record in reading log.	Complete any unfinished work. IReady Reading and Math (45 minutes in each weekly) Read and record in reading log.	Complete any unfinished work. IReady Reading and Math (45 minutes in each weekly) Read and record in reading log.	Complete any unfinished work. IReady Reading and Math (45 minutes in each weekly) Read and record in reading log.	Complete any unfinished work. IReady Reading and Math (45 minutes in each weekly) Read and record in reading log.